

If you have a Google Document and the student only sees the following:

## Log In

You need to authorize this integration in order to use it.

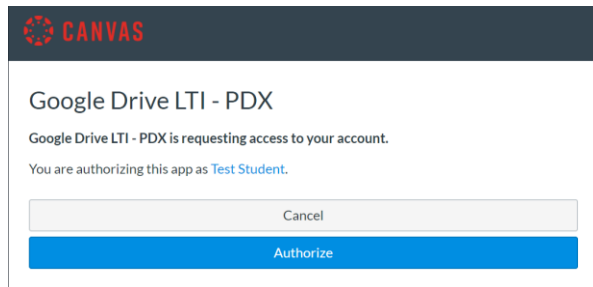
Please sign in to your Google account and authorize this integration.

Once you have finished authorizing, click the "Next" button to continue.

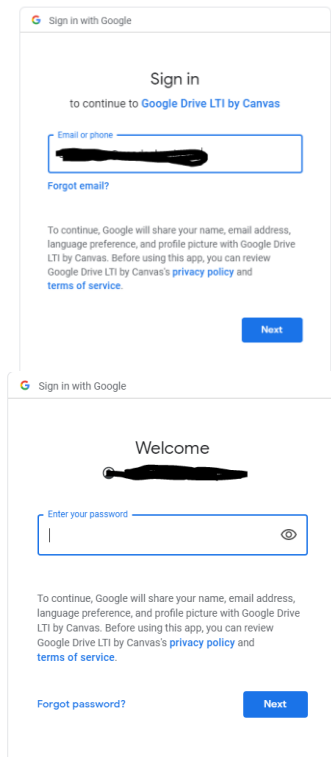
1. Please have them click "AUTHORIZE"



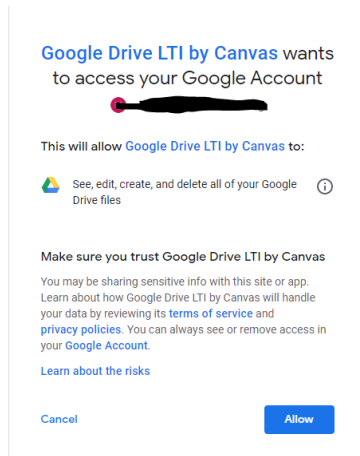
2. A new screen will pull up that states "Google..." is trying to access the account from Canvas, please click the blue "Authorize" button



3. Sign-in using the full E-mail address ([studentID@casdschools.or]) then their password



4. Now that the credentials have been entered please allow Canvas to access the Google drive by clicking the blue “Allow” button



5. The window to login will close and at the bottom right of the screen a red “NEXT” button will show, please click this button to access the Google Drive file.

